



## 金钱包收益公告

(产品代码: JQB2301A)


| 收益率日期      | 日年化收益率 | 七日年化收益率 | 万份收益   |
|------------|--------|---------|--------|
| 2026-06-15 | -      | 1.0412% | 0.2833 |
| 2026-06-14 | -      | 1.0419% | 0.2840 |
| 2026-06-13 | -      | 1.0411% | 0.2840 |
| 2026-06-12 | -      | 1.0403% | 0.2840 |
| 2026-06-11 | -      | 1.0408% | 0.2844 |
| 2026-06-10 | -      | 1.0403% | 0.2836 |
| 2026-06-09 | -      | 1.0401% | 0.2832 |
| 2026-06-08 | -      | 1.0411% | 0.2847 |
| 2026-06-07 | -      | 1.0404% | 0.2824 |
| 2026-06-06 | -      | 1.0405% | 0.2826 |
| 2026-06-05 | -      | 1.0405% | 0.2848 |
| 2026-06-04 | -      | 1.0404% | 0.2836 |
| 2026-06-03 | -      | 1.0401% | 0.2831 |
| 2026-06-02 | -      | 1.0515% | 0.2852 |
| 2026-06-01 | -      | 1.0522% | 0.2833 |
| 2026-05-31 | -      | 1.0530% | 0.2826 |
| 2026-05-30 | -      | 1.0540% | 0.2826 |
| 2026-05-29 | -      | 1.0563% | 0.2846 |
| 2026-05-28 | -      | 1.0566% | 0.2830 |
| 2026-05-27 | -      | 1.0569% | 0.3048 |
| 2026-05-26 | -      | 1.0475% | 0.2865 |
| 2026-05-25 | -      | 1.0476% | 0.2848 |
| 2026-05-24 | -      | 1.0475% | 0.2846 |
| 2026-05-23 | -      | 1.0484% | 0.2869 |
| 2026-05-22 | -      | 1.0482% | 0.2852 |
| 2026-05-21 | -      | 1.0488% | 0.2835 |
| 2026-05-20 | -      | 1.0497% | 0.2869 |



杭银理财  
HZBANK Wealth Management

居善行远  
成为百姓信赖的财富管理专家

|            |   |         |        |
|------------|---|---------|--------|
| 2026-05-19 | - | 1.0495% | 0.2867 |
| 2026-05-18 | - | 1.0501% | 0.2846 |
| 2026-05-17 | - | 1.0522% | 0.2864 |
| 2026-05-16 | - | 1.0533% | 0.2865 |
| 2026-05-15 | - | 1.0543% | 0.2864 |
| 2026-05-14 | - | 1.0557% | 0.2851 |
| 2026-05-13 | - | 1.0585% | 0.2866 |
| 2026-05-12 | - | 1.0881% | 0.2878 |
| 2026-05-11 | - | 1.0891% | 0.2886 |
| 2026-05-10 | - | 1.0897% | 0.2884 |
| 2026-05-09 | - | 1.0904% | 0.2885 |
| 2026-05-08 | - | 1.0919% | 0.2890 |
| 2026-05-07 | - | 1.0924% | 0.2905 |
| 2026-05-06 | - | 1.0921% | 0.3427 |
| 2026-05-05 | - | 1.0647% | 0.2897 |
| 2026-05-04 | - | 1.0647% | 0.2897 |
| 2026-05-03 | - | 1.0658% | 0.2898 |
| 2026-05-02 | - | 1.0666% | 0.2914 |
| 2026-05-01 | - | 1.0668% | 0.2899 |
| 2026-04-30 | - | 1.0668% | 0.2899 |
| 2026-04-29 | - | 1.0694% | 0.2908 |
| 2026-04-28 | - | 1.0688% | 0.2897 |
| 2026-04-27 | - | 1.0705% | 0.2918 |
| 2026-04-26 | - | 1.0726% | 0.2913 |
| 2026-04-25 | - | 1.0758% | 0.2918 |
| 2026-04-24 | - | 1.0786% | 0.2899 |
| 2026-04-23 | - | 1.0824% | 0.2948 |
| 2026-04-22 | - | 1.0912% | 0.2897 |
| 2026-04-21 | - | 1.0993% | 0.2929 |
| 2026-04-20 | - | 1.1185% | 0.2958 |
| 2026-04-19 | - | 1.1238% | 0.2972 |
| 2026-04-18 | - | 1.1176% | 0.2972 |






杭银理财  
HZBANK Wealth Management

居善行远  
成为百姓信赖的财富管理专家

|            |   |         |        |
|------------|---|---------|--------|
| 2026-04-17 | - | 1.1107% | 0.2971 |
| 2026-04-16 | - | 1.1135% | 0.3116 |
| 2026-04-15 | - | 1.1083% | 0.3050 |
| 2026-04-14 | - | 1.1304% | 0.3293 |
| 2026-04-13 | - | 1.1201% | 0.3058 |
| 2026-04-12 | - | 1.1119% | 0.2855 |
| 2026-04-11 | - | 1.1140% | 0.2841 |
| 2026-04-10 | - | 1.1169% | 0.3025 |
| 2026-04-09 | - | 1.1209% | 0.3017 |
| 2026-04-08 | - | 1.1231% | 0.3469 |
| 2026-04-07 | - | 1.1025% | 0.3098 |
| 2026-04-06 | - | 1.1137% | 0.2901 |
| 2026-04-05 | - | 1.1254% | 0.2896 |
| 2026-04-04 | - | 1.1258% | 0.2896 |
| 2026-04-03 | - | 1.1262% | 0.3100 |
| 2026-04-02 | - | 1.1248% | 0.3060 |
| 2026-04-01 | - | 1.1259% | 0.3078 |
| 2026-03-31 | - | 1.1255% | 0.3309 |
| 2026-03-30 | - | 1.1260% | 0.3123 |
| 2026-03-29 | - | 1.1250% | 0.2904 |
| 2026-03-28 | - | 1.1238% | 0.2904 |
| 2026-03-27 | - | 1.1218% | 0.3074 |
| 2026-03-26 | - | 1.1218% | 0.3081 |
| 2026-03-25 | - | 1.1221% | 0.3070 |
| 2026-03-24 | - | 1.1242% | 0.3319 |
| 2026-03-23 | - | 1.1254% | 0.3103 |
| 2026-03-22 | - | 1.1255% | 0.2881 |
| 2026-03-21 | - | 1.1256% | 0.2866 |
| 2026-03-20 | - | 1.1258% | 0.3075 |
| 2026-03-19 | - | 1.1255% | 0.3086 |
| 2026-03-18 | - | 1.1245% | 0.3110 |
| 2026-03-17 | - | 1.1221% | 0.3341 |






杭银理财  
HZBANK Wealth Management

居善行远  
成为百姓信赖的财富管理专家

|            |   |         |        |
|------------|---|---------|--------|
| 2026-03-16 | - | 1.1266% | 0.3106 |
| 2026-03-15 | - | 1.1266% | 0.2882 |
| 2026-03-14 | - | 1.1265% | 0.2871 |
| 2026-03-13 | - | 1.1261% | 0.3069 |
| 2026-03-12 | - | 1.1254% | 0.3066 |
| 2026-03-11 | - | 1.1245% | 0.3066 |
| 2026-03-10 | - | 1.1245% | 0.3426 |
| 2026-03-09 | - | 1.1187% | 0.3105 |
| 2026-03-08 | - | 1.1065% | 0.2880 |
| 2026-03-07 | - | 1.1048% | 0.2865 |
| 2026-03-06 | - | 1.1139% | 0.3055 |
| 2026-03-05 | - | 1.1135% | 0.3049 |
| 2026-03-04 | - | 1.1128% | 0.3065 |
| 2026-03-03 | - | 1.1825% | 0.3316 |
| 2026-03-02 | - | 1.1605% | 0.2874 |
| 2026-03-01 | - | 1.1593% | 0.2849 |
| 2026-02-28 | - | 1.1587% | 0.3037 |
| 2026-02-27 | - | 1.1489% | 0.3048 |
| 2026-02-26 | - | 1.1385% | 0.3034 |
| 2026-02-25 | - | 1.1281% | 0.4388 |
| 2026-02-24 | - | 1.0471% | 0.2899 |
| 2026-02-23 | - | 1.0446% | 0.2851 |
| 2026-02-22 | - | 1.0440% | 0.2837 |
| 2026-02-21 | - | 1.0448% | 0.2851 |
| 2026-02-20 | - | 1.0526% | 0.2851 |
| 2026-02-19 | - | 1.0635% | 0.2837 |
| 2026-02-18 | - | 1.0748% | 0.2851 |
| 2026-02-17 | - | 1.0842% | 0.2852 |
| 2026-02-16 | - | 1.1044% | 0.2839 |
| 2026-02-15 | - | 1.1181% | 0.2853 |
| 2026-02-14 | - | 1.1196% | 0.2999 |
| 2026-02-13 | - | 1.1126% | 0.3057 |





|            |   |         |        |
|------------|---|---------|--------|
| 2026-02-12 | - | 1.1125% | 0.3052 |
| 2026-02-11 | - | 1.1114% | 0.3030 |
| 2026-02-10 | - | 1.1152% | 0.3235 |
| 2026-02-09 | - | 1.1177% | 0.3099 |
| 2026-02-08 | - | 1.1168% | 0.2880 |
| 2026-02-07 | - | 1.1167% | 0.2867 |
| 2026-02-06 | - | 1.1181% | 0.3056 |
| 2026-02-05 | - | 1.1187% | 0.3030 |
| 2026-02-04 | - | 1.1228% | 0.3103 |
| 2026-02-03 | - | 1.1212% | 0.3281 |
| 2026-02-02 | - | 1.1220% | 0.3082 |
| 2026-02-01 | - | 1.1225% | 0.2878 |
| 2026-01-31 | - | 1.1225% | 0.2895 |
| 2026-01-30 | - | 1.1224% | 0.3066 |
| 2026-01-29 | - | 1.1228% | 0.3109 |
| 2026-01-28 | - | 1.1157% | 0.3072 |
| 2026-01-27 | - | 1.1191% | 0.3297 |
| 2026-01-26 | - | 1.1186% | 0.3090 |
| 2026-01-25 | - | 1.1200% | 0.2879 |
| 2026-01-24 | - | 1.1226% | 0.2893 |
| 2026-01-23 | - | 1.1246% | 0.3073 |
| 2026-01-22 | - | 1.1261% | 0.2975 |
| 2026-01-21 | - | 1.1197% | 0.3137 |
| 2026-01-20 | - | 1.1170% | 0.3287 |
| 2026-01-19 | - | 1.1086% | 0.3116 |
| 2026-01-18 | - | 1.1104% | 0.2929 |
| 2026-01-17 | - | 1.1212% | 0.2931 |
| 2026-01-16 | - | 1.1333% | 0.3102 |
| 2026-01-15 | - | 1.1362% | 0.2853 |
| 2026-01-14 | - | 1.1506% | 0.3086 |
| 2026-01-13 | - | 1.1544% | 0.3128 |
| 2026-01-12 | - | 1.1561% | 0.3149 |



|            |   |         |        |
|------------|---|---------|--------|
| 2026-01-11 | - | 1.1531% | 0.3135 |
| 2026-01-10 | - | 1.1480% | 0.3160 |
| 2026-01-09 | - | 1.1423% | 0.3156 |
| 2026-01-08 | - | 1.1367% | 0.3126 |
| 2026-01-07 | - | 1.1328% | 0.3158 |
| 2026-01-06 | - | 1.1438% | 0.3161 |
| 2026-01-05 | - | 1.1372% | 0.3093 |
| 2026-01-04 | - | 1.1391% | 0.3038 |
| 2026-01-03 | - | 1.1405% | 0.3051 |
| 2026-01-02 | - | 1.1412% | 0.3051 |
| 2026-01-01 | - | 1.1414% | 0.3051 |

注 1：七日年化收益率计算公式为：
$$\left\{ \left[ \prod_{i=1}^7 \left( 1 + \frac{R_i}{10000} \right) \right]^{\frac{365}{7}} - 1 \right\} \times 100\%$$

万份收益计算公式为：

(当日资产组合投资收益-当日理财计划托管费-当日理财计划管理费-当日理财计划销售服务费-其他税费) / 当日理财计划份额\*10000

注 2：产品过往业绩相关数据已经产品托管人复核；

注 3：理财产品过往业绩不代表其未来的表现及收益，理财非存款，市场有风险，投资须谨慎。

杭银理财有限责任公司

